



A WORLD LEADER IN FUME
EXTRACTION TECHNOLOGY

3D PrintPRO HT

FUME EXTRACTOR

MATERIAL EXTRUSION | MATERIAL JETTING | VAT PHOTO POLYMERIZATION

POST-PROCESSING



3D PrintPRO HT
Max airflow: 80m³/h
(+/- 10%)

3D PrintPRO 2



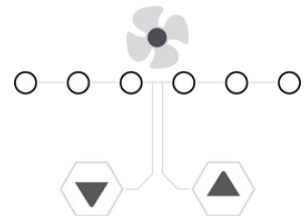
3D PrintPRO 3



3D PrintPRO 4



Control | Speed control
included in the recirculatory
unit



Modular | Individual units
can be acquired separately
to fit your needs



High temperature | Handles
applications of up to 100 °C



Find out more:



Recirculation | Recirculate
the filtered air back into
your process



Contact BOFA at <https://bofainternational.com/en/contact/>



Approvals: REACH and RoHS. See individual product technical data for specific accreditations

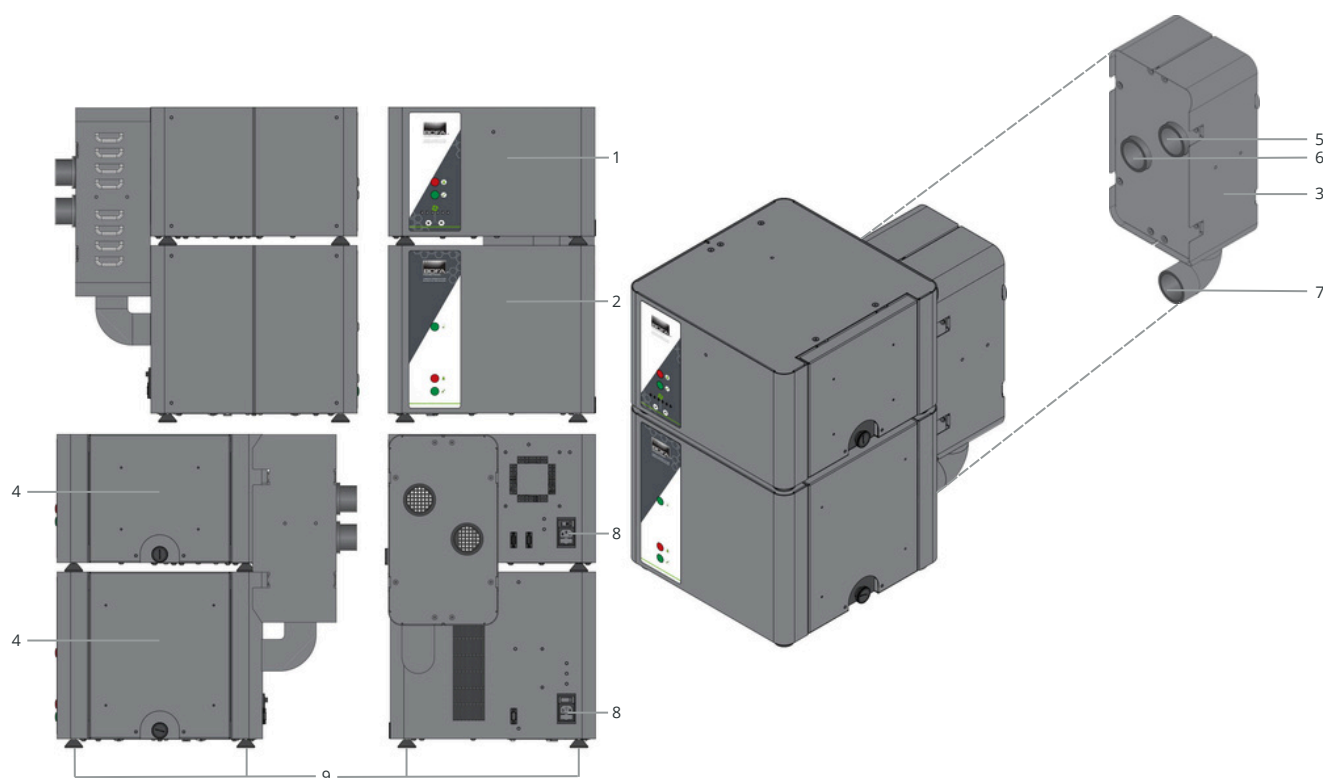


3D PrintPRO HT

FUME EXTRACTOR

A WORLD LEADER IN FUME
EXTRACTION TECHNOLOGY

- 1. HTR - Recirculation unit
- 2. HTP - Purge unit
- 3. HTV - Valve unit
- 4. Filter compartments
- 5. Air intake
- 6. Air exhaust spigot
- 7. Silicone 90° elbow
- 8. Power inlet
- 9. Feet



TECHNICAL DATA

Technical data	
Full unit dimensions (H x W x D)	608 x 406 x 590 mm
Valve unit dimensions (H x W x D)	450 x 210 x 205 mm
Electrical data	Voltage: 230V Frequency: 50Hz Full load current: 2.0 amps
Interface signal connection	12V stop/start, FCS and interface connection for the Purge unit
Weight (standard extractor with filters)	50 kg
Power cables	Type G and type F
Approvals	UKCA and CE
Full unit part number - UK	1U1480376689-UK
Full unit part number - EU	1U1480376689-EU

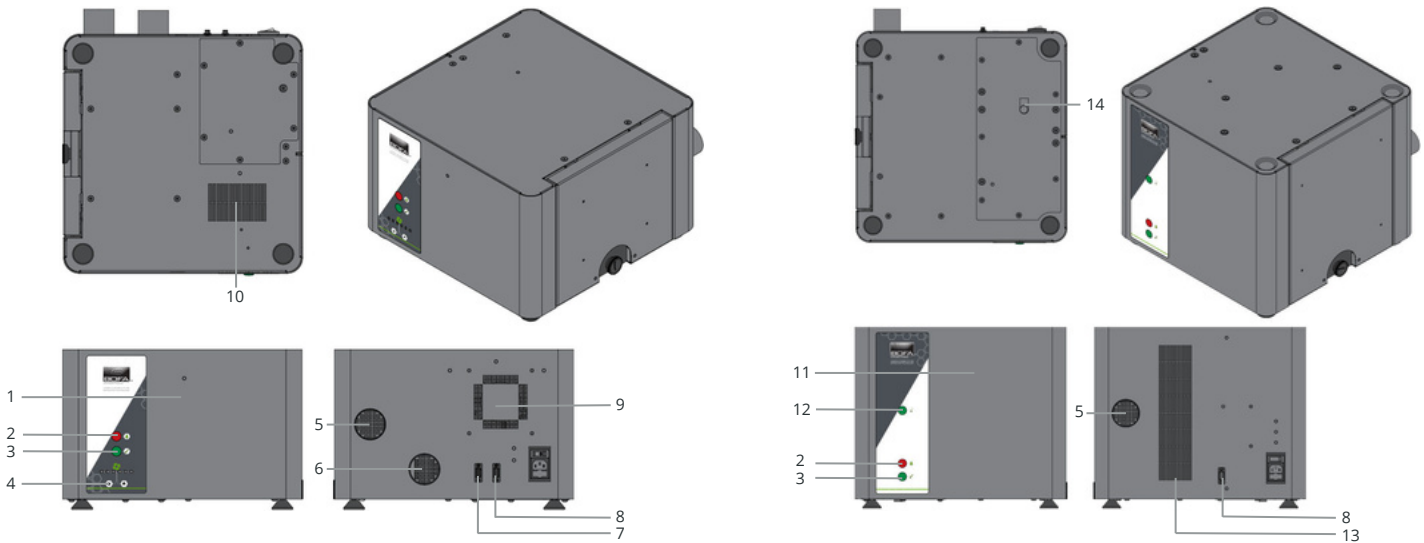


3D PrintPRO HT

FUME EXTRACTOR

A WORLD LEADER IN FUME
EXTRACTION TECHNOLOGY

- | | | | |
|---|---|----------------------|-----------------------------|
| 1. HTR - Recirculation unit | 2. Filter indicators | 11. HTP - Purge unit | 12. Purging indicator light |
| 3. Filter clean/block light | 4. Speed control | 13. Purge exhaust | 14. Overrun timer |
| 5. Air intake | 6. Air exhaust spigot | | |
| 7. Interface connector to
purge unit | 8. Stop/start and filter signal
connectors | | |
| 9. Cooling air exhaust | 10. Cooling air inlet | | |



TECHNICAL DATA

Technical data	Recirculation unit (HTR)	Purge unit (HTP)
Full unit dimensions (H x W x D)	268 x 406 x 445 mm	347 x 406 x 445 mm
Unrestricted airflow*	80m ³ /hr (+/- 10%)	22 m ³ /hr (+/- 10%)
Settable range**	20-80 m ³ /hr (+/- 10%)	N/A
Max pressure	40mBar (+/- 10%)	N/A
Electrical data	Voltage: 230V Frequency: 50Hz Full load current: 2.0 amps	Voltage: 230V Frequency: 50Hz Full load current: 2.0 amps
Interface signal connection	12V stop/start and FCS	12V stop/start, FCS and interface connector
Noise level at operators position	< 65dBA	< 75dBA
Weight (standard extractor with filters)	20 kg	24 kg
Power cables	Type G and type F	Type G and type F
Approvals	UKCA and CE	UKCA and CE
Part numbers - UK	1U600376687-2133	1U600376688-2134
Part numbers - EU	1U600376687-2133-EU	1U600376688-2134-EU

* **Airflow range** = The airflow values provided with clean filters, hose kit, at 230V, measured by using a hot wire. The numbers may vary depending on voltage and test procedure used. Close loop hose kit has been used for testing.

** **Settable range** = BOFA recommends utilising the lowest flow rate that achieves the correct capture velocity for your application in order to maximise filter life. Please note the Purge unit does not have a settable range due to the design of the unit.




3D PrintPRO HT

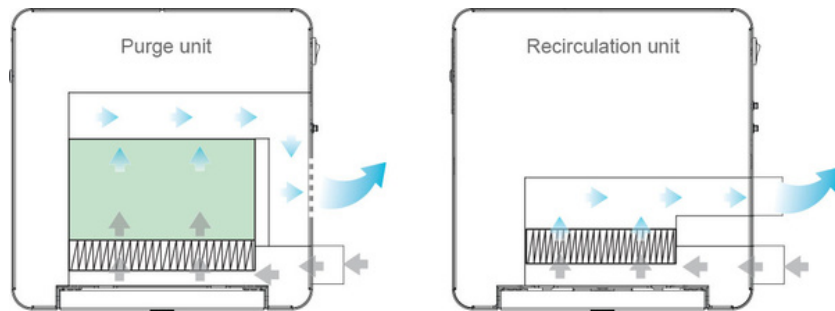
FUME EXTRACTOR

A WORLD LEADER IN FUME
EXTRACTION TECHNOLOGY

Airflow through filters



Top view



FILTER SPECIFICATIONS

HEPA specifications

Filter efficiency	99.992% @ 0.1-0.15 microns
-------------------	----------------------------

Combined filter specifications

Filter efficiency	99.995% @ 0.3 microns
Activated carbon	2.95 ltrs

Replacement filters

Model	HEPA filter (HTR)	Combined filter (HTP)
3D PrintPRO HT	1UA1030499	1UA1030487

Hose kits

Full system and HTR	1UA1020646
HTP	1UA1020647

Datasheet correct at time of publishing.

Where applicable, the carbon used in BOFA units is capable of removing a wide range of VOCs, however it is the responsibility of the user to ensure the carbon is suitable for their application. For specific applications, please contact us for details.

Important notice: Many factors beyond the control of BOFA can affect the use and performance of BOFA products in a particular application, including the conditions under which the product is used. Since these factors are uniquely within the user's knowledge and control, it is essential the user evaluate the products to determine whether the product is fit for the particular purpose and suitable for the user's application. All products, product specifications, availability and data are subject to change without notice, and may vary by region or country.

Think before you print! Please consider the environment before printing this document.